






SQA3D: Situated Question Answering in 3D Scenes

Xiaojian Ma ^{*1,2}, Silong Yong ^{*1,3}, Zilong Zheng ¹, Qing Li ¹, Yitao Liang ^{1,4},
Song-Chun Zhu ^{1,2,3,4}, Siyuan Huang ¹

¹ BIGAI ² UCLA ³ Tsinghua University ⁴ Peking University * Equal contribution

ICLR 2023 arxiv.org/abs/2210.07474



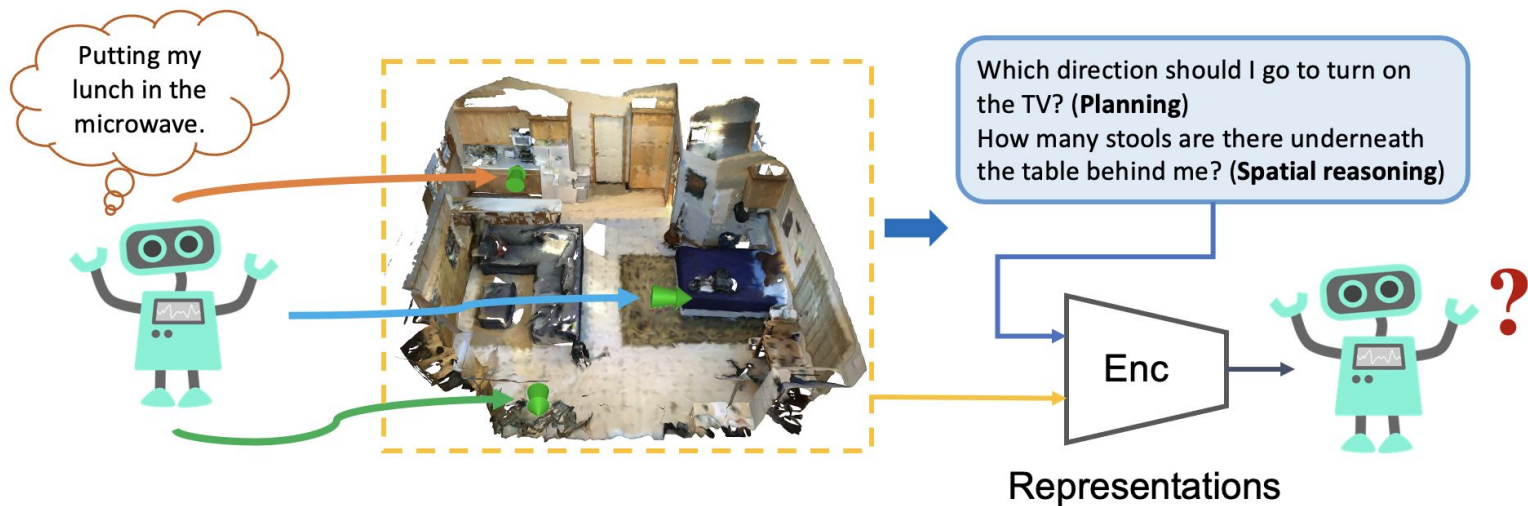
Motivation

We study the problem of **embodied scene understanding** to bridge the gap between *embodied AI* and *3D scene understanding*: an agent need to understand its surroundings (situations) from a *dynamic & egocentric* view, then accomplish reasoning & planning tasks *accordingly* (situated reasoning).



Motivation

We believe, truly **generalist representations** should support such challenging **situation understanding** and **situated reasoning** in **embodied, 3D scenes**.




What is SQA3D?


Description s_{txt} : Sitting at the edge of the bed and facing the couch.

Question q : Can I go straight to the coffee table in front of me?

Scene context \mathcal{S} : 3D scan, egocentric video, bird-eye view (BEV) picture, etc.



Answer a : No


Location (optional): $\langle s_{\text{pos}}, s_{\text{rot}} \rangle$ 



Given a **scene context** (3D scan, egocentric video, BEV pictures...), the agent needs to understand its situation from a **description**, then answer a **question**.


Examples from SQA3D

Embodied activities



s^{txt}: Standing in front of the sink and facing the towels.
q: Can I see myself in the mirror?
a: No

Navigation



s^{txt}: Working by the desk and the window is on my right.
q: How many chairs will I pass by to open the window from other side of the desk?
a: Three

Common sense



s^{txt}: Just looking for some food in the fridge.
q: Which direction should I go to heat my lunch?
a: Right

Multi-hop reasoning




s^{txt}: Playing computer games and the window is on my right.
q: How many monitors are there on the desk that the chair on my left is facing?
a: One

The **green boxes** indicate relevant objects in situation description while **red boxes** are for the questions. The virtual avatar **▶** marks the actual location of the agent.


Building SQA3D



I. Situation Identification
Participants are asked to pick $\langle s^{\text{pos}}, s^{\text{rot}} \rangle$ and write description s^{txt} .



II. Question Preparation
Participants are asked to write question q given the situation depicted in both $\langle s^{\text{pos}}, s^{\text{rot}} \rangle$ and s^{txt} .



III. Answer Collection & Human Study
More participants are asked to answer question q given the situation depicted **only** in s^{txt} .

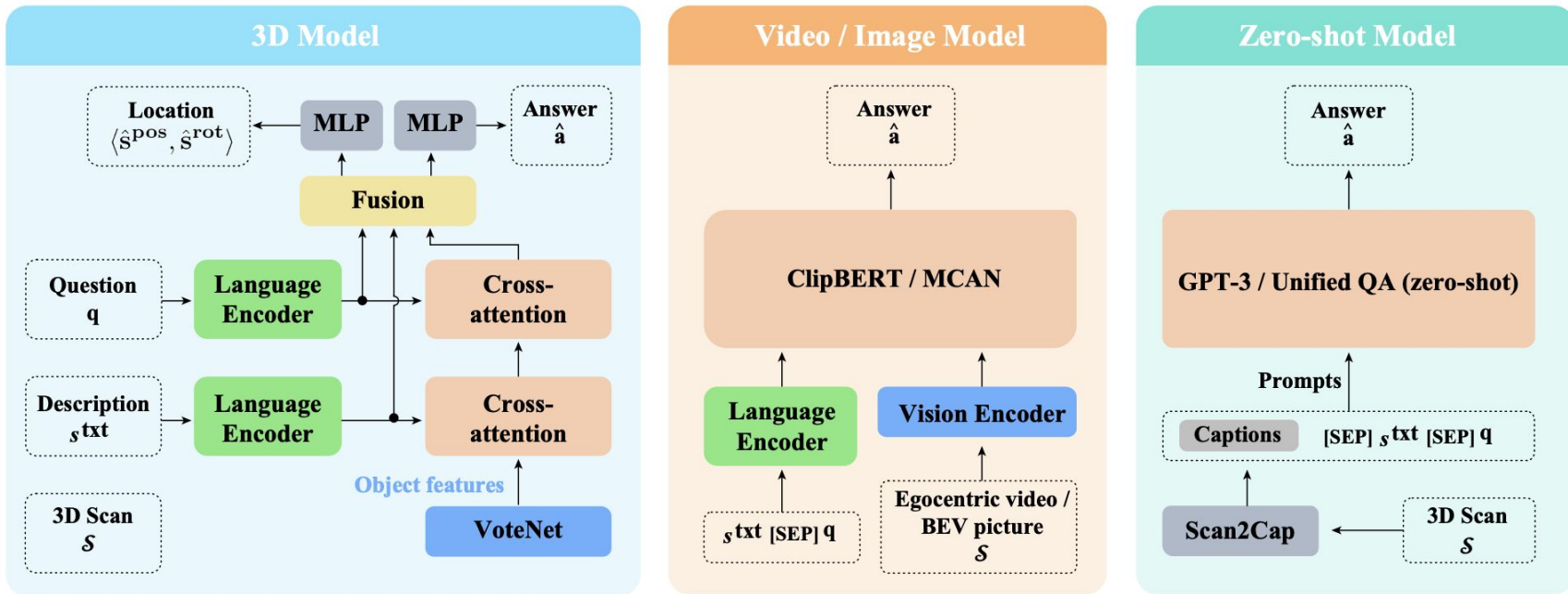
We recruit our workforces from Amazon Mechanical Turk (AMT). A multi-staged collection strategy is adopted to ensure manageable workload and higher data quality.

Comparison to related benchmarks

dataset	task	situated?	3D type	text collection	naviga-tion?	common sense?	multi-hop reasoning?	#scenes	#tasks
ScanNet (Dai et al., 2017)	seg.	✗	scan	n/a	✗	✗	✗	800 rooms	1.5k
ScanRefer (Chen et al., 2020)	det.	✗	scan	human	✗	✗	✗	800 rooms	52k
ReferIt3D (Achlioptas et al., 2020)	det.	✗	scan	human	✗	✗	✗	707 rooms	41k
ScanQA (Azuma et al., 2022)	q.a.	✗	scan	template	✗	✗	✗	800 rooms	41k
3D-QA (Ye et al., 2021)	q.a.	✗	scan	human	✗	✗	✗	806 rooms	5.8k
CLEVR3D (Yan et al., 2021)	q.a.	✗	scan	template	✗	✗	✓	478 rooms	60k
MP3D-R2R (Anderson et al., 2018)	nav.	✓	*nav.	human	✓	✗	✗	190 floors	22k
MP3D-EQA (Wijmans et al., 2019a)	q.a.	✓	*nav.	template	✓	✗	✗	146 floors	1.1k
SQA3D (Ours)	q.a.	✓	scan	human	✓	✓	✓	650 rooms	33.4k

To the best of our knowledge, SQA3D is the **largest** dataset combines the best of both worlds: **situated reasoning**, **human-written text**, and **diverse & challenging problems**.

Models for SQA3D?



Canonical question answering models for 3D scan, video and image input are evaluated. We further explore **zero-shot large models** (GPT-3, Unified QA) by converting the 3D scene into *captions*.

Benchmarking: quantitative results

	S	Format	test set						Avg.
			What	Is	How	Can	Which	Others	
Blind test	-	SQ→A	26.75	63.34	43.44	69.53	37.89	43.41	43.65
ScanQA (w/o s^{txt})	3D scan	VQ→A	28.58	65.03	47.31	66.27	43.87	42.88	45.27
ScanQA	3D scan	VSQ→A	31.64	63.80	46.02	69.53	43.87	45.34	46.58
ScanQA + aux. task	3D scan	VSQ→AL	33.48	66.10	42.37	69.53	43.02	46.40	47.20
MCAN	BEV	VSQ→A	28.86	59.66	44.09	68.34	40.74	40.46	43.42
ClipBERT	Ego. video	VSQ→A	30.24	60.12	38.71	63.31	42.45	42.71	43.31
Unified QA _{Large}	ScanRefer	VSQ→A	33.01	50.43	31.91	56.51	45.17	41.11	41.00
Unified QA _{Large}	ReferIt3D	VSQ→A	27.58	47.99	34.05	59.47	40.91	39.77	38.71
GPT-3	ScanRefer	VSQ→A	39.67	45.99	40.47	45.56	36.08	38.42	41.00
GPT-3	ReferIt3D	VSQ→A	28.90	46.42	28.05	40.24	30.11	36.07	34.57
Human (amateur)	3D scan	VSQ→A	88.53	93.84	88.44	95.27	87.22	88.57	90.06

*aux. task: we introduce an additional location prediction task to encourage better situation understanding.

Benchmarking: quantitative results

	S	Format	test set						Avg.
			What	Is	How	Can	Which	Others	
Blind test	-	SQ→A	26.75	63.34	43.44	69.53	37.89	43.41	43.65
ScanQA (w/o s^{txt})	3D scan	VQ→A	28.58	65.03	47.31	66.27	43.87	42.88	45.27
ScanQA	3D scan	VSQ→A	31.64	63.80	46.02	69.53	43.87	45.34	46.58
ScanQA + aux. task	3D scan	VSQ→AL	33.48	66.10	42.37	69.53	43.02	46.40	47.20
MCAN	BEV	VSQ→A	28.86	59.66	44.09	68.34	40.74	40.46	43.42
ClipBERT	ReferIt3D	VSQ→A	30.34	60.13	38.71	63.21	42.45	42.71	43.31
Unified QA	ScanRefer	VSQ→A	33.01	50.43	31.01	56.51	45.17	41.11	41.00
Unified QA _{Large}	ReferIt3D	VSQ→A	25.58	47.99	4.05	59.47	40.91	39.77	38.71
GPT-3	ScanRefer	VSQ→A	39.67	45.99	40.47	45.56	36.08	38.42	41.00
GPT-3	ReferIt3D	VSQ→A	28.90	46.42	28.05	40.24	30.11	36.07	34.57
Human (amateur)	3D scan	VSQ→A	88.53	93.84	88.44	95.27	87.22	88.57	90.06

Situation understanding. Models with better situation understanding (w/ s^{txt} , w/ aux. task) generally deliver better results.

*aux. task: we introduce an additional location prediction task to encourage better situation understanding.

Benchmarking: quantitative results

	S	Format	test set						Avg.
			What	Is	How	Can	Which	Others	
Blind test	-	SQ→A	26.75	63.34	43.44	69.53	37.89	43.41	43.65
ScanQA (w/o s^{txt})	3D scan	VQ→A	28.58	65.03	47.31	66.27	43.87	42.88	45.27
ScanQA	3D scan	VSQ→A	31.64	63.80	46.02	69.53	43.87	45.34	46.58
ScanQA + aux. task	3D scan	VSQ→AL	33.48	66.10	42.37	69.53	43.02	46.40	47.20
MCAN	BEV	VSQ→A	28.86	59.66	44.09	68.34	40.74	40.46	43.42
ClipBERT	Ego. video	VSQ→A	30.24	60.12	38.71	63.31	42.45	42.71	43.31
Unified QA _{Large}	ScanRefer	VSQ→A	33.01	50.43	31.91	56.51	45.17	41.11	41.00
GPT-3	ScanRefer	VSQ→A	38.67	48.89	46.17	45.56	36.89	38.13	41.00
CP1-3	ReferIt3D	VSQ→A	25.90	46.42	28.05	40.24	30.11	36.07	34.57
Human (amateur)	3D scan	VSQ→A	88.53	93.84	88.44	95.27	87.22	88.57	90.06

Representation of 3D scenes. 3D scan could still to be *better* representation of 3D scenes than egocentric videos and BEV pictures.

Benchmarking: quantitative results

	S	Format	test set						Avg.
			What	Is	How	Can	Which	Others	
Blind test	-	SQ→A	26.75	63.34	43.44	69.53	37.89	43.41	43.65
ScanQA (w/o 3D scan)	3D scan	VSQ→A	28.58	65.03	47.31	66.27	43.87	43.88	45.27
ScanQA	3D scan	VSQ→A	31.64	63.86	48.57	69.57	45.87	45.54	46.36
ClipBERT	Ego. video	VSQ→A	28.86	59.66	44.09	68.34	40.74	40.46	43.42
ClipBERT	Ego. video	VSQ→A	30.24	60.12	38.71	63.31	42.45	42.71	43.31
Unified QA _{Large}	ScanRefer	VSQ→A	33.01	50.43	31.91	56.51	45.17	41.11	41.00
Unified QA _{Large}	ReferIt3D	VSQ→A	27.58	47.99	34.05	59.47	40.91	39.77	38.71
GPT-3	ScanRefer	VSQ→A	39.67	45.99	40.47	45.56	36.08	38.42	41.00
GPT-3	ReferIt3D	VSQ→A	28.90	46.42	28.05	40.24	30.11	36.07	34.57
Human (amateur)	3D scan	VSQ→A	88.53	93.84	88.44	95.27	87.22	88.57	90.06

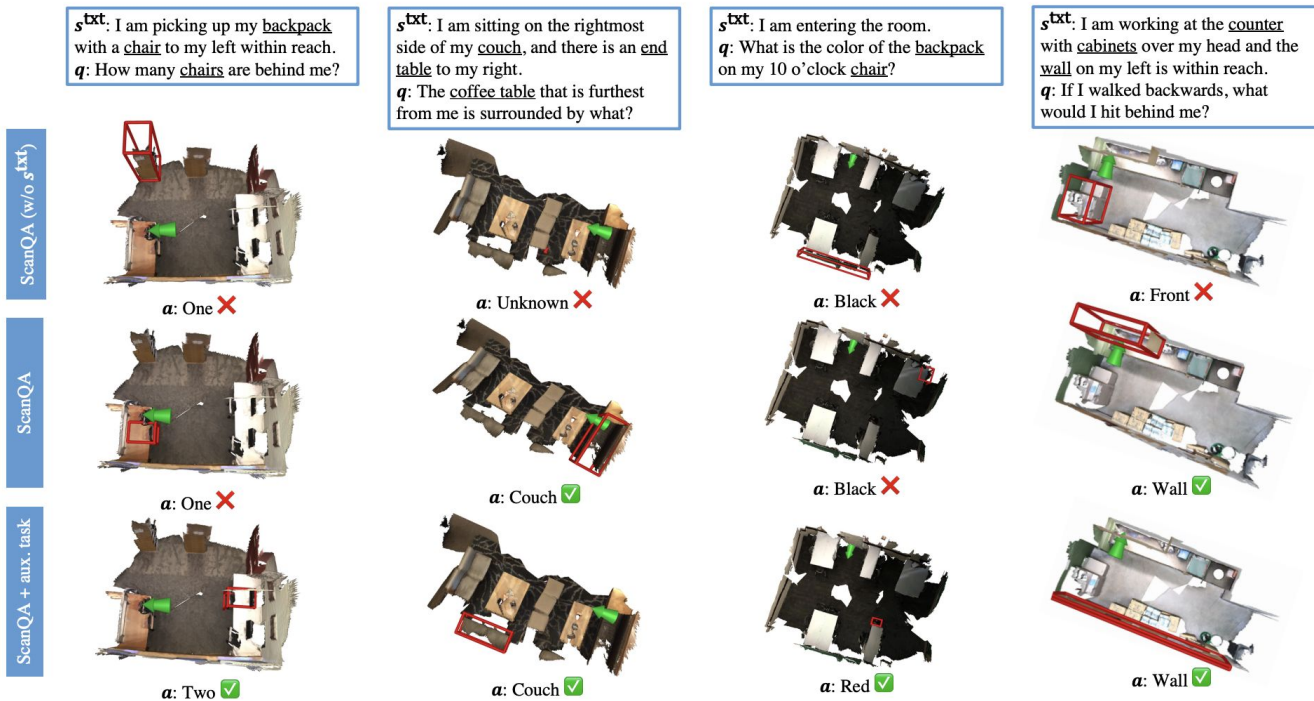
Zero-shot models. These models indeed have great potential in common sense reasoning, spatial language understanding, etc. But they could be *bottlenecked* by 3D captions.

Benchmarking: quantitative results

	S	Format	test set						Avg.
			What	Is	How	Can	Which	Others	
Blind test	-	SQ→A	26.75	63.34	43.44	69.53	37.89	43.41	43.65
ScanQA (w/o $s^{(t)}$)	3D scan	VQ→A	28.58	65.03	47.31	66.27	43.87	42.88	45.27
ScanQA	3D scan	VSQ→A	31.64	63.80	46.02	69.53	43.87	45.34	46.58
ScanQA + aux. task	3D scan	VSQ→AL	33.48	66.10	42.37	69.53	43.02	46.40	47.20
MCAN	BEV	VSQ→A	28.86	59.66	44.09	68.34	40.74	40.46	43.42
Human vs. machine									
Unified QA	ReferIt3D	VSQ→A	37.58	47.99	34.05	59.47	40.91	39.77	38.71
GPT-3	ScanRefer	VSQ→A	39.07	45.99	40.47	45.56	36.08	38.42	41.00
GPT-3	ReferIt3D	VSQ→A	28.90	46.42	28.05	40.24	30.11	36.07	34.57
Human (amateur)	3D scan	VSQ→A	88.53	93.84	88.44	95.27	87.22	88.57	90.06

Human vs. machine. Amateur human participants that only learn from a handful of examples promptly master our tasks and the gap to the best model is still large (47.2% vs 90.06%).

Benchmarking: qualitative results & failure modes



Most-attended bbox is highlighted in red. Our best model (ScanQA + aux. task) are more likely to attend to the **relevant** objects and provide the **correct** answer.

s^{txt}: I am sitting on the armchair in front of the window.
 q: What is above the armchair that is far away in front of me?



a: Light ❌



a: Picture ❌



a: TV ❌



a: Bulletin board ✔️

s^{txt}: I am facing an ottoman with a couch to my right within reach and an armchair to my left.
 q: What color is the armchair to my left?



a: Black ❌



a: Red ❌



a: Brown ❌



a: White ✔️

s^{txt}: I am facing the table and there is a coffee table and a foosball table to my left.
 q: Which way should I go to sit on the couch?



a: Left ❌



a: Forward ❌



a: Left ❌



a: Right ✔️

s^{txt}: I am facing an end table and there is a couch on my left within reach.
 q: How many chairs does the table on my left have?



a: Four ❌



a: Four ❌



a: Four ❌



a: Zero ✔️

When the model **fails** to attend to the relevant objects, there is a good chance it will also provide the **wrong** answer.

Takeaway

We present SQA3D, a new benchmark for **embodied scene understanding**, aiming at bridging the gap between 3D scene understanding and embodied AI.

SQA3D is the **largest** dataset combines the best of both worlds: situated reasoning, human-written text, and diverse & challenging problems.

State-of-the-art multi-modal QA models and zero-shot large models struggle on SQA3D and the gap to amateur human participants is also considerable.

Code & benchmark will be online soon!

**SQA3D: Situated Question
Answering in 3D Scenes**

